

**HMG-RN-2**



**SPEEDS & FEEDS**

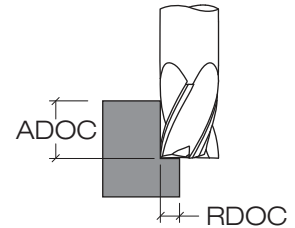
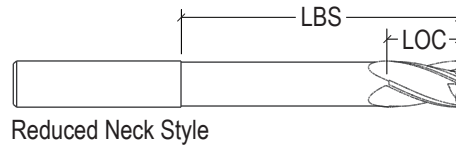
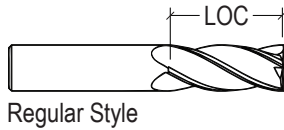
2 Flute - High Balance - Reduced Neck

HMG-RN-2																							
Material Guide		SFM	Inches per Tooth (IPT)																				
			1/8			3/16			1/4			3/8			1/2			3/4			1		
			Slot	Rgh	Fin	Slot	Rgh	Fin	Slot	Rgh	Fin	Slot	Rgh	Fin	Slot	Rgh	Fin	Slot	Rgh	Fin	Slot	Rgh	Fin
WROUGHT ALUMINUM ALLOY	2014, 5062, 6061, 7050, 7075, 7475	2100	.0007	.0015	.0016	.0011	.0022	.0018	.0014	.0029	.0021	.0021	.0043	.0024	.0028	.0056	.0028	.0040	.0081	.0033	.0051	.0103	.0041
CAST ALUMINUM ALLOY	319.0, 328.0, 355.0, 360.0, 380.0, 383.0, 390.0, 520.0, 535.0	1400	.0011	.0023	.0020	.0017	.0034	.0023	.0022	.0045	.0026	.0033	.0067	.0030	.0044	.0087	.0035	.0062	.0125	.0042	.0079	.0160	.0051
COPPER ALLOY	Cu-ETP, CuBe2, CuZn30, CuZn36Pb3, CuZn10, CuSn5	770	.0008	.0015	.0017	.0011	.0023	.0019	.0015	.0030	.0021	.0022	.0045	.0024	.0029	.0059	.0028	.0042	.0084	.0034	.0053	.0107	.0041

Milling Process	ADOC	RDOC
Slot (Full Slotting)	Up to Max LOC	100% Diameter
Rgh (Traditional Roughing)	Up to Max LOC	35%-50% Diameter
Fin (Finishing)	Up to Max LOC	4%-6% Diameter

NOTES:

IPT values shown are for 4xD reach tools, and should be adjusted for longer or shorter reaches. For tools with reaches greater than 4xD, IPT should be reduced. For more accurate running parameters, please refer to Machining Advisor Pro.



**Key: LOC=Length of Cut    ADOC=Axial Depth of Cut    RDOC=Radial Depth of Cut**