Recommended Starting Feeds [mm]

Light Machining	General Purpose	Heavy Machining

Insert Geometry	Recommended Starting Feed per Tooth (Fz) in Relation to % of Radial Engagement (ae)															Insert Geometry
	5%			10%			20%			30%			40–100%			
.F..LNJ	0,17	**0,67**	1,20	0,12	**0,49**	0,86	0,09	**0,36**	0,64	0,08	**0,32**	0,56	0,07	**0,29**	0,51	.F..LNJ
.E..LB	0,34	**0,75**	1,20	0,25	**0,54**	0,86	0,19	**0,40**	0,64	0,16	**0,35**	0,56	0,15	**0,32**	0,51	.E..LB
.S..LB	0,34	**0,73**	1,33	0,25	**0,53**	0,96	0,19	**0,39**	0,71	0,16	**0,34**	0,62	0,15	**0,32**	0,57	.S..LB
.E..GB	0,34	**0,87**	1,40	0,25	**0,62**	1,00	0,19	**0,47**	0,74	0,16	**0,41**	0,65	0,15	**0,37**	0,59	.E..GB
.S..HB	0,34	**0,87**	1,49	0,25	**0,62**	1,07	0,19	**0,47**	0,79	0,16	**0,41**	0,69	0,15	**0,37**	0,63	.S..HB

NOTE: Use "Light Machining" values as starting feed rate.
Please see pages X22–X37 for recommended starting speeds.

KSOM Application • OF.T07L6

KSOM Application • OF.T07L6

Ramping

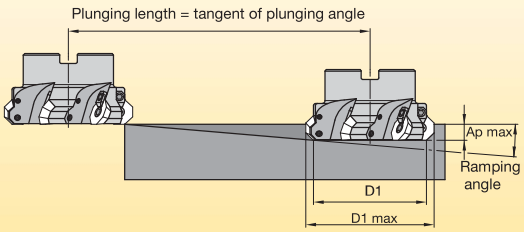

Metric version

D1 mm	D1 max mm	Ap max	ramping angle (°)	ramping length mm
63	74,2	9	5,5	121,5
80	91,1	9	4,0	167,3
100	111,0	9	3,0	223,2
125	135,9	9	2,3	291,3
160	170,8	9	1,7	394,2

Helical Interpolation

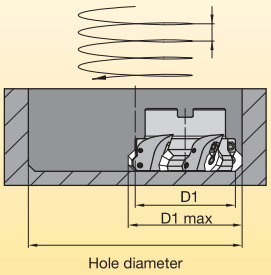

Metric version

D1 mm	D1 max mm	hole diameter		Ap/rev mm
		min mm	max mm	
63	74,2	122,7	145,0	6,3
80	91,1	156,6	178,0	6,3
100	111,0	196,5	218,7	6,3
125	135,9	246,4	268,7	6,3
160	170,8	316,9	338,6	6,3

Plunging

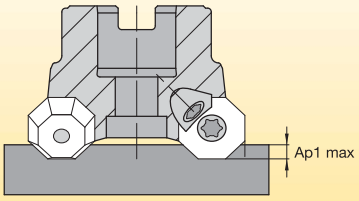

max plunging depth	mm
Ap1 max	4,2

Face Milling

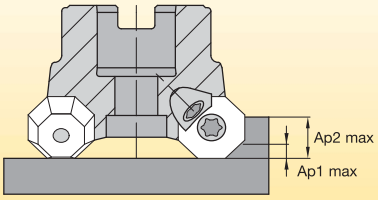

max DOC Ap	mm	chipload (fz)
Ap1 max	5,0	1 x fz
Ap2 max	11,0	0,6 x fz